

July 2012

LOAD BALANCING PROTOCOL FOR ENERGY ACCOMPLISHED ROUTING IN WSN

MANA VIVEKANAND

ISE Dept., The oxford college of Engineering, Bangalore,India, vivekmana21@gmail.com

SUMA REDDY

ISE Dept., The oxford college of Engineering, Bangalore,India, s_sumareddy@yahoo.co.in

Follow this and additional works at: <https://www.interscience.in/ijssan>



Part of the [Digital Communications and Networking Commons](#), and the [Electrical and Computer Engineering Commons](#)

Recommended Citation

VIVEKANAND, MANA and REDDY, SUMA (2012) "LOAD BALANCING PROTOCOL FOR ENERGY ACCOMPLISHED ROUTING IN WSN," *International Journal of Smart Sensor and Adhoc Network*: Vol. 2 : Iss. 4 , Article 1.

Available at: <https://www.interscience.in/ijssan/vol2/iss4/1>

This Article is brought to you for free and open access by Interscience Research Network. It has been accepted for inclusion in International Journal of Smart Sensor and Adhoc Network by an authorized editor of Interscience Research Network. For more information, please contact sritampatnaik@gmail.com.

LOAD BALANCING PROTOCOL FOR ENERGY ACCOMPLISHED ROUTING IN WSN

MANA VIVEKANAND¹ & SUMA REDDY²

^{1,2}ISE Dept., The oxford college of Engineering, Bangalore, India
E-mail : vivekmana21@gmail.com, s_sumareddy@yahoo.co.in

Abstract - Wireless sensor networks (WSNs) have been considered as a promising method for reliably monitoring both civil and military environments under hazardous or dangerous conditions. Due to such environments, the power supplies for sensors in the network are not usually rechargeable or replaceable. Therefore, the energy efficiency is critical for the lifetime and cost of WSN. Numerous mechanisms have been proposed to reduce the impact of communication protocols on the overall energy dissipation of WSN and communicating it with other nodes, moving on to the sink via transceiver. Efficiency of protocol can only be beneficial if the network is alive otherwise what to do for the novel ideas with the dead network. In this paper, Our proposed cluster based routing algorithm has exploited threshold level based load balancing and role transfer techniques along with multi-assistant cluster heads to cope with the aforementioned power hungry issues. Combination of multihop and direct routing has improved our protocol energy utilization.

Keywords - Load balancing, sensor network, Energy efficient Routing, Cluster Head, Assistant cluster Head, Threshold Level Exploitation.

I. INTRODUCTION

Wireless sensor network (WSN) consists of a certain number of smart sensors which form a multi-hop Ad Hoc network by radio communications in sensor field. It aims to apperceive in collaborative mode, gather, deal with and send information to observer in network areas. Sensor, sensing object and observer form the three factors in WSN [1]. WSN protocol stack contains physical layer, data link layer, network layer, transport layer and application layer.. This idiosyncratic technology has its application in Glacier monitoring [2], volcano monitoring and tunnel monitoring and rescue, sniper localization [3], ocean water and bed monitoring, rescue of avalanche victims [4], tracking vehicles, wildlife monitoring [5], cattle herding, vital sign monitoring [6] and cold chain monitoring [7]

Apart from all these inseparable involvement, less computing power, stringent constraint energy and limited bandwidth circumscribed WSN's application as well as hiring the existing protocols from its ancestor: Adhoc and wireless technology. So an replaced protocol having opinion of above mentioned limitations is highly appreciated in WSN.

There are also other challenges that influence the design of routing protocol: deployment strategy, deployment architecture and data reporting models are among those important parameters. Regarding deployment strategies, Flat, hierarchical, and location based are three main sensor nodes' deployment architectures. We use Hierarchical-based routing in our paper.

Hierarchical-based routing aims at clustering e.g. LEACH (Low-Energy Adaptive Clustering

Hierarchy) [8]. Figure 1 shows the cluster based and layered based node deployment architectures.

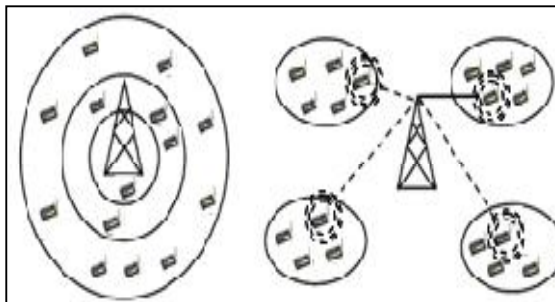


Fig. 2: Cluster based architecture (Right), Layered Based Architecture (Left).

In deployment architecture, clustering is more useful method to obtain the better results. In clustered structure, CH performs more responsibilities than any other cluster nodes. Clustering has more benefits that include balancing of load, energy consumption is less, resources can be reused and network life time can be increased. By knowing these factors, our protocol which we will be designing is based on clustering technique with multi-assistant cluster heads (ACH) which not only helps in reducing the energy consumption but also balancing the load, hence improves the network life time. More-over, ACH working in inter-cluster and intra-cluster routing also helps in fault tolerance.

In WSN, node deployment and data reporting models are application specific so as the designed protocols. The deployment can be either deterministic or stochastic. Various types of models are used for data reporting. It can be time-driven (continuous), event-driven (discrete), query-driven, or hybrid. In time-

driven delivery model periodic data monitoring is done. In event-driven and query-driven models, sensor nodes response immediately when drastic changes occur in sensed attribute due to some abnormal condition or a query is generated by the BS. In our defined scenario, we assumed deterministic deployed and event driven model. Routing has been a field of great interest for the researchers resulting in large no of routing techniques empowering one or the other aspect of routing parameters and network scenarios. When BS is accessed directly from the sensor node is called one-hop model. This type of can be better used in small networks which dont have scalability problems. On the other hand accessing the BS in a multihop fashion of communication via transit nodes is categorized as multihop model. In Cluster based model whole network is partitioned into clusters. Each cluster has a cluster head (CH) that acquires the sensed data from cluster member nodes, aggregates and forwards it to other cluster heads or to the base station. Figure 3 shows two scenarios of multihop and a possibility of direct routing. LEACH (Low-Energy Adaptive Clustering Hierarchy) by Heinzelman et al. has introduced a CH selection and Rotation technique. They have proposed two layered architecture, one-layer for intra-cluster communication and other for inter-cluster communication. Through empirical results, it has been proved that the network life time increases by the rotation of cluster head as well as better management of load-balancing issue.

In [9] Ma et al. has proposed a dynamic positioning technique for designating the cluster head. Results show the better location of CH comes up with the balanced network and also prolonging the network lifetime.

Irfan et al. [10] has introduced the idea of temporary cluster heads which performs better as compared to LEACH and enhanced version of LEACH in load balancing and efficient energy utilization. EECR, TEEN, APTEEN and PEGASIS are also presents cluster based routing solutions. Rest of the paper is organized as follows. In section two, proposed solution with the working of TLPER is discussed in detail. Simulation and result discussion is in third section. Concluding remarks and Acknowledgement ends up the paper.

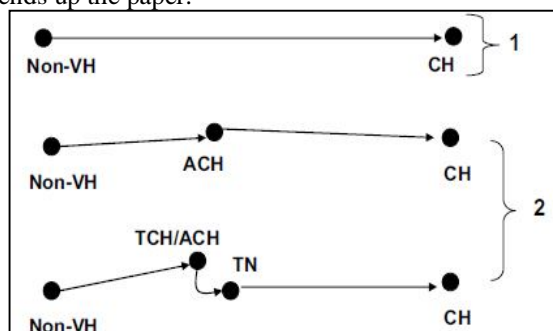


Fig. 3 : 1 - Direct Hop, 2 - Multihop

II. PROPOSED SOLUTION

In WSN, routing is really a challenging issue. A sensible and foresightedly planned routing protocol can have a vital role to add life to the network. Our proposed solution specifically target the scalable, fault tolerant and load balancing feature by synergistic mating of multihop and direct routing, energy efficient, load balancing and role transfer threshold and multi Assistant Cluster Heads (ACH). Homogenous sensor nodes, same initial energy level, deterministic deployment, centrally preselected cluster heads (CH) and preselected ACHs are the characteristics of our assumed scenario.

A. Cluster formation

Exploiting the self organizing capability of sensor nodes, each node may know its neighboring nodes as well as its Vicinity Head (VH). The term Vicinity Head applies to CH and ACH. As the deployment is deterministic, so at initial stage, selection of CH and ACH is on hand. Due to the homogenous nature of nodes, the node having the more neighbors is designated as Vicinity Head (VH). Cluster Head is the main head of the vicinity of cluster while ACH is the assisting head of sub vicinity of the same cluster. In initial and later on, rotation of VHs (CH and ACH) communicate their designation to neighboring nodes. Each node attaches itself to the VH on the basis of received signal strength (RSSI). If a node receives invitation from more than one Vicinity Heads then the following criteria is followed:

$$Sweight_i > Sweight_j$$

Where *Sweight* is weight or strength of received signal of the invitee VH.

$$\text{If } Sweight_i = Sweight_j$$

then the selection is on the basis of

$$Eweight_i > Eweight_j$$

Where *Eweight* is the weight of energy level of invitee

$$\text{VH. If } Eweight_i > Eweight_j$$

Then a random selection is made.

More-over, for CH_i ,

We may have $ACH_{i1}, ACH_{i2}, ACH_{i3}, ACH_{i4}$

Communication and processing factors deplete the node's energy gradually which emerges the dynamicity of network with respect to the rotation esp. of vicinity heads (CH, ACH). Here we have introduced parallel rotational strategy of vicinity heads to cope with such network dynamicity aspect

B. Parallel Rotational Strategy of Vicinity Heads

One of main energy consumption factor is rotation of vicinity heads. Finding the next best replacement of the current vicinity head and then propagating its

designation to the neighboring nodes, not only add its role in lessening the network life time but also introduce more end-to-end delay (E2E delay). In this paper, We have introduced parallel rotation strategy that if not maximize but in a little extend contribute in adding more life to the network and lessening E2E delay. Figure 4 and Figure 7 demonstrate the load balancing support to the network by its differential features which ultimately comes up with increasing the network life time as well as fault tolerance to the network.

i. Threshold Level Exploitation

Setting up checks on working levels is exploited in parallel rotational strategy of vicinity heads (VH). The upper level check providing the load balancing capability to the network is termed as Load Balancing Threshold (LBT). The lower level check assist parallel rotation of VHs and Cluster Heads (CHs) is named as Role Transfer Threshold (RTT). Due to the deterministic deployment strategy and self organizing capability of WS nodes, each node may know its vicinity head.

ii. ACH Rotation

On reaching the LBT, ACH establishes a communication link with the most energy carrying node and designate it as a transit node for communication with forwarding Node (i.e CH of same cluster or ACH of neighboring Cluster) or destination node. Now on occurrence of LBT, ACH keeps on communicating with the forwarding nodes/destination node via transit node until RTT. On reaching RTT, ACH then broadcast an updating status message of designating TN as a ACH. This saves the network partitioning issue. More-over it not only maximizes the network usability but also the energy of X-ACH will remain to that extend to atleast participate in communication and sensing process. Figure 8 shows this complete process of parallel rotation of Vicinity Heads. Node’s uninformed and sudden death is also a possibility that is not considered here.

iii. CH Rotation

More or less same strategy is adopted by CH as of ACH for the rotation of its designation. Let CH_i is ith cluster head and N_{jk} are neighboring nodes of ith cluster head. The node which fulfills the condition

$$[EN_k] \leq [EN_j] \quad \forall_k$$

will be designated as the cluster head in subsequent turns. But how to come up with the knowledge of maximum energy carrying node in the neighbor of CH. Threshold based Updated Info Communication (TUIC) strategy is proposed to minimize the beacon exchange and hence saving constraint factor of energy.

iv. How TUIC Strategy works?

On the basis of Figure 6, we can have the idea of tentative minimization in energy of neighboring nodes with the ratio of vicinity head. Here ratio between energy consumption of Non-Vicinity Head (NVH) and Assistant Cluster Head (VH) is 1:5 and between ACH and Cluster Head (CH) is about 1:2.3. It would be a better strategy to some what applying the unsupervised machine learning to train the network for the said purpose. For the safe calculation and to prevent from re-requesting for the updated info energy levels, CH request for the energy levels info from the neighboring nodes that fulfill the threshold energy level criteria (estimated by the prior training of network or from above mentioned calculation graph). So only those minimum nodes will reply which have this maximum energy Level.

C. Forwarding Node Selection in Inter-Cluster and Intra-Cluster Routing

The introduced strategy of ACH and TN assists in energy efficient cluster based routing along with load balancing feature resulting in better network utilization and its life. Based on the receiving node there are three possibilities for ACH in selection of forwarding node/Destination:

- 1-Base Station
- 2-cluster Head of its cluster
- 3-ACH of Neighboring cluster

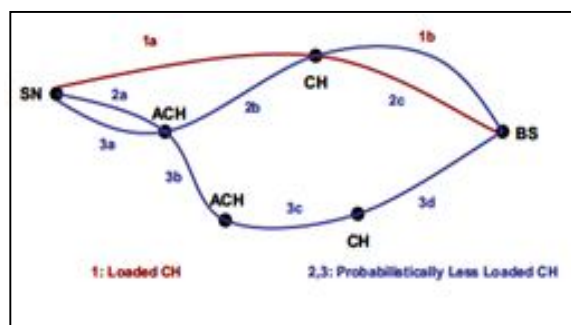


Fig. 4 : Comparison of Load Balancing Support in loaded CH (i) and loaded CH with Assistant Cluster Head

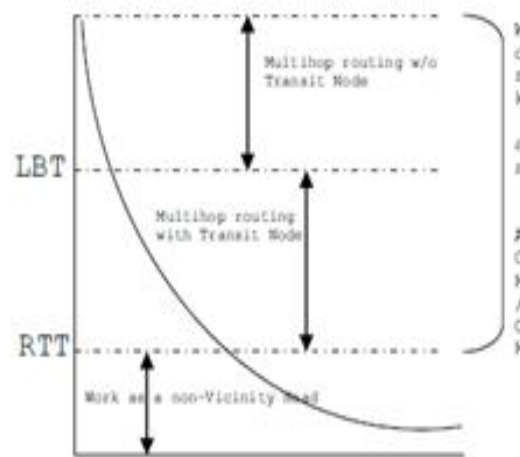


Fig. 5: Threshold Level Exploitation

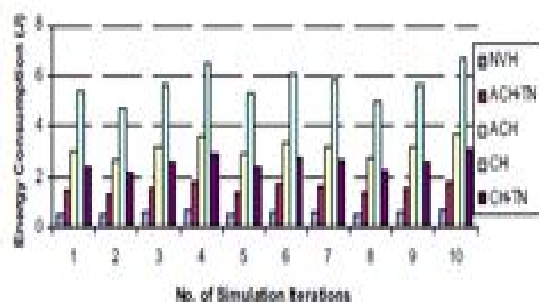


Fig. 6: Energy Consumption Ratio Finding (Graph)

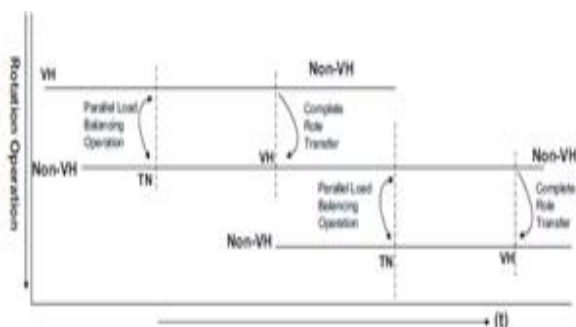


Fig. 7: Load Balancing Support (Parallel Rotation Strategy)

and two possibilities for CH in selection of forwarding node/Destination:

- 1-Base Station
- 2-ACH of its Cluster

Above mentioned routing strategy is in the normal routing process. When the LBT reaches, the routing strategy would be different then. On occurrence of any event, node senses the environmental physical quantity and forward the packet to its vicinity head, ACH. Assistant Cluster Head then sends the packet to the cluster head, it then sends the packet to the ACH in the direction of destination. This ACH transmits the received packet to the ACH of neighboring Cluster. On reaching the LBT, the communication between ACH to CH and vice versa is happened via transit node and on reaching RTT, transit node take over the control of Vicinity Head and itself act as a Vicinity Head. X-ACH and X-CH then function as a normal node. One issue that can be apparently seen in LBPER is addressed as follows:

During rotation of VHs, the possibility of maximum nodes utilization is there but at the same time, the centralized management of VH's may snail from left to right and from top to bottom and vice versa. This makes boundary area nodes difficult to access the vicinity heads. This issue may arise with the boundary cluster nodes as the inner cluster's central positions creep along with relevant nodes. So, to cope with the situation arises with the boundary cluster nodes, here we introduce Pioneer Old ship Exploitation (POS) technique in conjunction with TUIIC strategy. The first time selected ACH will take over the charge and elect fresh ACH among the neighbors which satisfy the condition of

III. RESULTS AND DISCUSSION

We have simulated our proposed algorithm, LBPER by making a java simulator in netbeans i.e JAVASIM, to calculate its performance. Results have been compiled and compared in comparison with Low-Energy Adaptive Clustering Hierarchy (LEACH). Figure 6, Figure 8, Figure 9, Figure 10, Figure 11, Figure 12 and Figure 13 illustrate some of the initial results drawn from simulation of our proposed Load Balancing Protocol for Energy Accomplished Routing. For the simulation an area of 80x80 meter is considered with node density of 100. 10m Node to Node distance, 20 Joule Initial energy of node and the MAC type is SMAC, are the simulation parameters. Network life time is calculated on the death of first node.

Performance Metrics: The performance metrics which we will be calculating .

- Energy Consumption
 - Per Node
 - Cluster Head
 - Assistant Cluster Head
- Network Utilization
- Load Balancing Effect on Energy Consumption

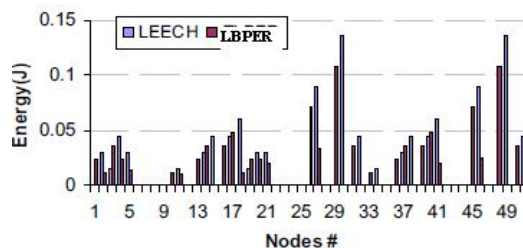


Fig. 8: Energy Consumption per Node in one Simulation

Figure 8 and Figure 13 show the energy consumption and residual energy of LEACH and LBPER on per node basis. Figure 9 dictates the lesser total energy consumption of LBPER compared to LEACH. Energy consumption of former is higher especially that of Cluster Head as compared to later because it has to bear all the load arrived from communicating nodes. But at the same time, the combined energy consumption of TN and CH in LBPER is also to be considered in comparison to energy consumption of CH in LEACH. It is intuited from Figure 12 that the proposed algorithm also perform better if evaluated on the said criteria. More-over, total energy of proposed algorithm is comparatively lower to that of competitive algorithm in a typical simulation. On the other hand, outperform working of LBPER is also apparent from Figure 11 regarding total packets entertained by CH-TN + CH in different number of Simulation Iterations. Hence, load balancing has its important effect on overall energy consumption is the concluding statement derived from the results in

Figure 10 and Figure 12. Network utilization is another yard stick for efficiency of a routing protocol regarding its load balancing and energy consumption. Figure 11 demonstrates network utilization chart based on energy consumption per node and it is apparent that LBPER perform better than LEACH in this regards

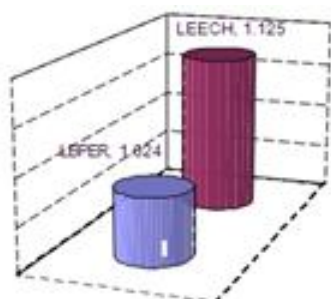


Fig 9: Total Energy Consumption in one typical round

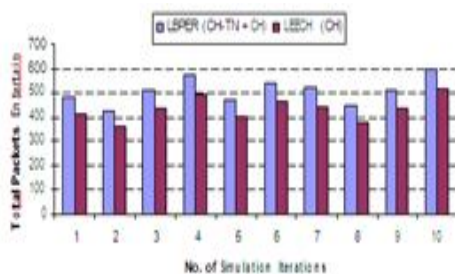


Fig. 10: Effect of Load-Balancing on Total Number of Packets Entertained by VH

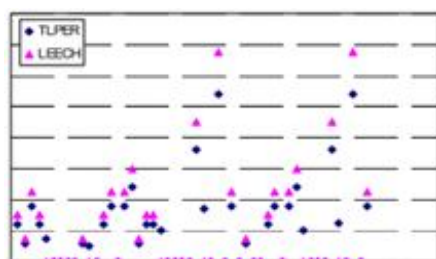


Fig. 11: Effect of Load-Balancing on Total Energy Consumption in a different aspect.

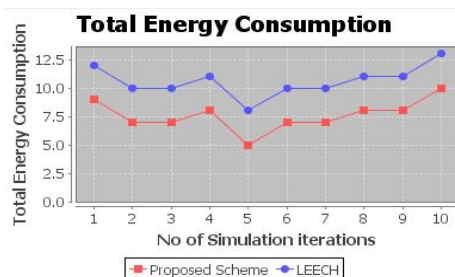


Fig. 12: Effect of Load-Balancing on Total Energy Consumption in a different aspect

IV. CONCLUSION

The proposed cluster based routing algorithm has been considered as one of the effective

communication protocols in WSN and has exploited threshold level based load balancing and role transfer techniques along with multi-assistant cluster heads to cope with the power hungry issues. Both multihop and direct routing are embedded in LBPER. It has been intuited from the results that LBPER gives better network utilization and lesser per node energy consumption resulting in prolonging the network life time as compared to LEACH. Such improvements consequently assures the improvement of overall WSN lifetime.

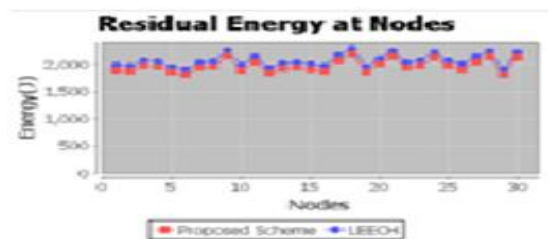


Fig. 13: Residual Energy per Node in one Simulation

REFERENCES

- [1] Sun Limin, Li Jianzhong, Chen Yu, Wireless Sensor Networks, Tsinghua publishing company, Beijing, 2005.
- [2] R. O. J. K. H. K. Martinez and J. Stefanov, "Glacweb: A sensor web for glaciers." Berlin Germany: EWSN 2004, January 2004
- [3] G. Simon and M. Maroti, "Sensor network-based countersniper system." Baltimore, USA: SenSys, November 2004.
- [4] A. S. F. Michahelles, P. Matter and B. Sciele, "Applying wearable sensors to avalanche rescue," no. 27(6), 2003.
- [5] P. Juang, H. Oki and D. Rubenstein, "Energyefficient computing for wildlife tracking: Design tradeoffs and early experiences with zebnet," ASPLOS X. San Jose, USA: IEEE, October 2002.
- [6] H. Baldus and G. Muesch, "Reliable setup of body sensor networks." Berlin, Germany: EWSN2004, January 2004.
- [7] R. Riem-Vis, "Cold chain management using an ultra low power wireless sensor network." Boston, USA: WAMES 2004, June 2004.
- [8] Wendi Heinzelman, Anantha Chandrakasan, and Hari Balakrishnan, "Energy-Efficient Communication Protocols for Wireless Microsensor Networks", Proc. Hawaiian Int'l Conf. on Systems Science, January 2000
- [9] M. Ma and Y. Yang, "Clustering and load balancing in hybrid sensor networks with mobile cluster heads," ACM Third International Conference in Quality of Service in Heterogeneous Wired/Wireless Networks. USA: ACM, 2006.
- [10] I. Nauman, A. Irfan, "MCLB: Multihop Clustering Algorithm for Load Balancing In Wireless Sensor Network", I. J. of simulation Vol. 8 No. 1, 2009.

