

October 2011

Dual-failure Survivability for Multi Quality Data using Single p-cycle

Ajeet Singh

2Department of Computer Science and Engineering, Skyline Institute of Engineering and Technology, Greater Noida, UP, India, ajeetmnnit2007@gmail.com

Shahazad Shahazad

2Department of Computer Science and Engineering, Skyline Institute of Engineering and Technology, Greater Noida, UP, India, shah_aalam123@yahoo.com

Follow this and additional works at: <https://www.interscience.in/ijcct>

Recommended Citation

Singh, Ajeet and Shahazad, Shahazad (2011) "Dual-failure Survivability for Multi Quality Data using Single p-cycle," *International Journal of Computer and Communication Technology*. Vol. 2 : Iss. 4 , Article 3.

DOI: 10.47893/IJCCT.2011.1096

Available at: <https://www.interscience.in/ijcct/vol2/iss4/3>

This Article is brought to you for free and open access by the Interscience Journals at Interscience Research Network. It has been accepted for inclusion in International Journal of Computer and Communication Technology by an authorized editor of Interscience Research Network. For more information, please contact sritampatnaik@gmail.com.

Dual-failure Survivability for Multi Quality Data using Single p -cycle

¹Ajeet Singh, ²Shahazad

^{1,2}Department of Computer Science and Engineering,
Skyline Institute of Engineering and Technology, Greater Noida, UP, India.

¹ajeetmmit2007@gmail.com, ²shah_aalam123@yahoo.com.

Abstract-- Dual-failure scenarios are a real possibility in today's optical networks and it is becoming more and more important for carriers and network operators to consider them when designing their networks. p -Cycle is a recent approach in optical network protection. p -Cycle use pre-connected cycles of spare capacity to restore affected working traffic. We propose new method and strategies to support multiple qualities of service classes in a static p -cycle based network Design, using the same global set of resources as required to operate a network with only a single failure protected service class.

A propose new method to provide dual failures survivability using p -cycle. A p -cycle is set up for each link. When link is failure, the system will on-line select the best route of p -cycle to react. In single failure or dual failure, data does not divert randomly in route of p -cycle. Data packets are switched based on priority criteria it means that the higher priority packets go through shortest distance route of p -cycle and lowest priority data packets go through longest distance route of p -cycle.

Keywords: p -cycle, MQD, Dualfailure, Protection, Survivability

1. INTRODUCTION

Today's optical networks are carrying enormous traffic, which is doubling almost every year. The traffic includes voice, video, data and various real time application services like remote monitoring and control, remote surgery etc. the internet has become most important part of almost every home.

1.1 Survivability

Survivability is an important part of optical networks as large amount of data is being carried by these networks. Survivability is the ability to provide services during failures. The failures can be of two types, component failure and fiber cuts. Due to component failures, the transmitter station or receiver's station may be fail, or it could result in complete node failure. The failure rate in terms of fiber cut, for long networks, is 3 cuts for 1000 of fiber annually, about one fiber cut days for network with 30,000 route-miles of fiber. The reasons of failure: cable dig-ups, human errors in the form of wrong cuts during maintenance, rodents bite, vehicle damage and others. The mean time to repair is 2 hours for equipment and 12 hours for cable cut. Therefore, the networks are affected hundreds to thousands times more due to cable cuts as compared to node failures.

1.2 Protection and Restoration

The network failure recovery schemes can be broadly classified into two Categories viz Protection and Restoration. Restoration schemes refer to dynamic recovery after the onset of failure.

Protection is defined as pre provisioned failure recovery. These schemes can provide guaranteed protection since the demand set up completes only if the secondary path is also available. Despite the wide range of survivability mechanisms available and the ease with which our networks can be designed for 100% single-failure restorability, they are still highly vulnerable to failures, and outages are still frequent.

Dual-failure restorability is now becoming an issue to consider in designing today is optical networks and has begun to receive attention in the literature. In fact, dual failures are known to be the major contributor to service unavailability in modern networks. And can be caused by a number of factors. Among such causes are shared-risk link groups (SRLG) as well as simple cable cuts occurring in parallel with maintenance operations (which may result in situations almost indistinguishable from dual failures. Less predictable, however, but not as uncommon as we would wish, are two (or more) independent single-span failures overlapping in time. Large network operators who need to deliver highly sensitive and/or critical applications to customers with a high level of quality of service must now consider designing their networks with at least some level of dual-failure restorability, at the very least to ensure minimum availability requirements laid out in their service level agreements [12].

As mentioned above there are a number of restoration and protection mechanisms that can be used to guarantee survivability for all single-failure scenarios. These mechanisms vary quite significantly in their approaches, and all have their own advantages and disadvantages, so we will begin with a brief discussion of several of them. One of the earliest and simplest is 1+1 automatic protection switching (1+1 APS) [4]. 1+1 APS is a single end-to-end protection scheme that employs a head-end bridging mechanism to switch between a primary working channel and its corresponding dedicated spare channel (which generally also carries an active copy of the signal). Because the spare channel is fully dedicated, 1+1 APS will require at least 100% capacity redundancy, although its simplicity still makes it one of the leading choices in today's current networks. A related mechanism is 1:1 APS, which is virtually identical; the primary difference is that the spare channel does not carry an active copy of the working signal but rather is available to carry low-priority (and preemptible) traffic if needed. 1: N APS

is also similar, but in this case, the protection channel is on standby and available as a backup for any of N working channels with the same end nodes. Usually the term 1: N APS is reserved for single-hop routes and demand-wise shared protection (DSP) is the preferred term for the multi hop equivalent in optical transport networks. Shared backup path protection (SBPP), also called failure-independent path protection (FIPP), is another similar mechanism that provides end-to-end protection. In SBPP, however, individual protection channels are shared among multiple preplanned backup routes that are assembled on demand upon failure, providing more efficient spare capacity utilization [2][10][3].

Survivable rings are another form of simple survivability mechanism. There are two main types, unidirectional path-switch rings (UPSRs) and bidirectional lines with rings (BLSRs). Rings are preconnected cyclic structures of transmission systems. Protection is performed by switching working channels on a failed span to the spare channels around the surviving portion of the ring through the use of add-drop multiplexers (ADMs) at the nodes. Rings are more commonly used in metro area networks where shorter span distances mean network costs are generally dominated by nodal equipment costs (ADMs are relatively inexpensive). In span restoration, shared spare capacity is distributed throughout the network, and restoration routes are formed between the end nodes of the failed span itself. Shared spare capacity is also distributed throughout the network in shared path restoration (SPR), also called failure-dependent path protection (FDPP). However, here, restoration routes are formed between the origin and destination end nodes of the working signal. Span restoration is generally more localized in the sense that restoration paths tend to be shorter than in path restoration, enabling span restoration to recover relatively faster in the event of failure. On the other hand, path restoration has the advantage of more efficient spare capacity utilization [1] [2] [4].

2. RELATED WORK

Most of the information's are carried on a world wide network of public telecommunication transport networks. The advent of high capacity digital technologies permitted increasing quantities of communication traffic to be carried in a economic and Efficient manner. The large carrying capacity of these Technology, which is there greatest advantage, also increasing the transport networks vulnerability to a single failure.

These are two Approaches available for data survivability.

2.1 Dedicated

1. In dedicated spare capacity routing methods, such as automatic protection switching (APS) and self-healing rings (SHRs), a telecom network will have

spare capacity added to the network, which is dedicated to the restoration of specific working traffic flows.

2. When a network span fails, the switching equipment automatically reroutes the working traffic by switching the working flow from the failed span to the preset spare alternate route [1] [2].

2.2 Undedicated.

1. In undedicated (also generically called "mesh") spare capacity routing methods, spare capacity is distributed throughout the network on each network span and is not dedicated to the restoration of any particular span failure.

2. In the event of a failure, working flows are rerouted over paths, which are dynamically computed on demand using the networks for distributed spare capacity [1] [12] [14].

2.3 Pre-configuration cycle (p -Cycle)

The p -cycle is a recently proposed transport network survivability scheme, combining the speed of ring network with the capacity efficiency of mesh network. P -cycles are ring-like pre-configured structures of spare capacity used to protect against failure of on-cycle links and straddle links [5] [6] [7].

1. On-cycle links means those links that are a part of the p -cycle.

2. Straddle links means those links whose end-nodes are both on the p -cycle, but which are not actually a part of the p -cycle itself. The p -cycle can provide various types of protection link or span failure.

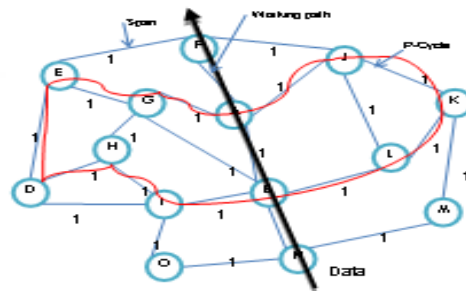


Fig: 1 p -cycle

2.4 Nodal Degree and Average nodal degree of the network

For a survivable network, the absolute minimum degree for any node is 2.

Average nodal degree of the network:

For a survivable network, the absolute minimum degree for any node Range b/w 2.0 to 5.0[4] [2].

We say that network has N nodes, S -spans and Average nodal degree is given below.

$$2 * \text{Number of Span } (S) / \text{Number of node } (N)$$

3. PROBLEM OF EXITING MODEL

When, the data is being transferred between source and destination node, if at this time Straddle links fail,

Straddle node switch data randomly in a p-cycle with out checking priority of data packets. So the main problem is that straddle node does not switch data based on priority of data packets. It may be possible that the lowest priority data packet go through smallest path and takes small time as compared to higher priority data packet.

4. PROPOSED APPROACH

We introduce a method to provide dual failures survivability based on single p-cycle. A p-cycle is set up for each link. When Link is failure, the system will on-line select the best route of p-cycle to react.

1. In single failure or dual failure, data does not divert randomly in routes of p-cycle.
2. Data packets are switched based on priority criteria it means that the higher priority data packets go through shortest distance route of p-cycle and lowest priority data packets go through longest distance route of p-cycle.

4.1. Proposed Algorithm for Single p-cycle

Step1. $d_i \in D$, D is a data packet set. $d_i \{d1, d2 \dots dn\}$ where $i=1, 2, \dots, n$.

Step2. Calculate the shortest path between Source node N_s and destination N_d .

Step3. Now N_s will send data packet d_i to neighbor node.

Step4. Calculate distance from straddle Node N_{k-1} to different routes $R1$ and $R2$ respectively by using dijkstra Algorithm. Then store calculated Route information of p-cycle at N_{k-1}^{th} straddle node in network.

Step5. When link is failure in a network. The node is check data priority criteria.

Case I.

When straddle link failure between N_{k-1} to N_k . Straddle nodes are run time only check following condition.

If $R2 > R1$.

1. Higher priority data go through route $R1$.
2. Lower priority data go through the route $R2$.

Case II.

When On cycle and Straddle both link, are failures.

1. N_{k-1} to N_k (say straddle link).
2. N_{j-1} to N_j (say on cycle).

In this case Single p-Cycle, we will get only one route to transfer the data packets. So that higher priority data will get advantage over lower priority data.

4.2 Working of Proposed Algorithm for Single p-Cycle

Dual failure means both on-cycle and straddling failure. We can exploit for dual failure protection is based on simply not to fully loading the straddling spans with two protected paths of the top priority on a straddling

span. A p-cycle always offers two diversely routes ($R1$, $R2$) protection paths per unit of its own capacity to each straddling span it protects. Normally these are used to protect two different working paths on the straddling span.

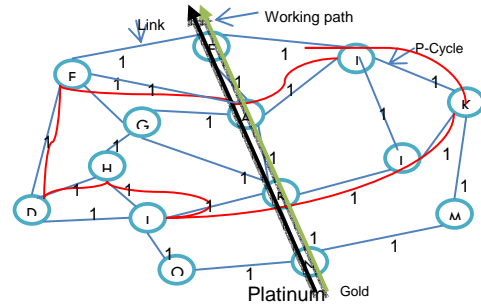
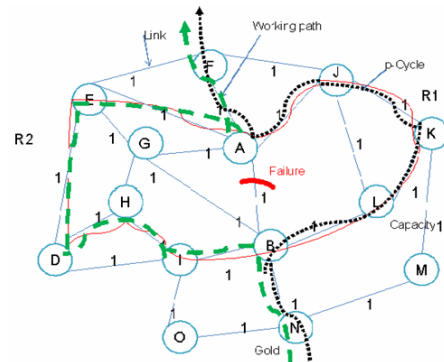


Fig: 2(a) working Path

4.3 Case I: Straddle link failure in single p-cycle

Fig: 2 (b) Straddle link



N^* is a source node. F is a destination node. A node and B node is a neighbor node of failure link. Find shortest Distance of $R1$ and $R2$ according to priority criteria of data packet. Each straddle nodes are store distance of $R1$ and $R2$. When straddle link failure between N_{k-1} to N_k node.

4.4 Case II, on cycle and Straddle link Failure

The task of proposed Algorithm is dual failure protection through Single p-cycle.

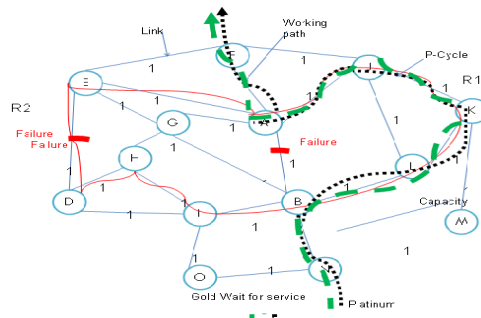


Fig: 2 (c) Dual failures

On cycle and Straddle link Failure. According to figure 2(a) p-cycle that protect span AB as a straddling span this p-cycle offers two disjoint protection routes to span AB shown by two Arrow-tripped thin lines. In figure 2(b), span AB fails. The gold channel on span AB is protected using the route (R2) shown by the dashed line and platinum channel is protected using the route (R1) along the dotted line. In figure 2(c) when straddle link (span AB fail). Node B switch a packets to p-cycle based on priority criteria. Node A, switch a packets to working path.

5. SIMULATION AND RESULTS

The performance of the proposed new algorithm has been measured through simulation studies. This section compares the performance of our proposed approach Dual-Failure Survivability, with the Straddling and dispersal method used in [11]. All simulation results are computed base on revenue of data packet. Following simulation parameters are considered to test the validity of our approach and the results are computed by tracing the output files generated by ns-2 simulator during simulation.

Parameters	Range of values
Traffic	TCP
Simulation Time	150 seconds
Packet size	512 Byte
Data rate	20 mbps
Routes (R1...Rn) distances	1 to 20 hop
Number of nodes in topology	10 to 100
Behavior of the links in the topology	Dynamic /static
Number of P-cycle	1 or 2
Average nodal degree of the network	2.0 b/w 5.0
Number of Failure	Single and dual
Simulation Grid size	500m X500m

Table: Simulation parameters

5.1. Result working path representation

Figure [3(a)] show is working path of Multiple Quality of data. In This figure X coordinate and Y coordinate are distance & nodes Numbers.

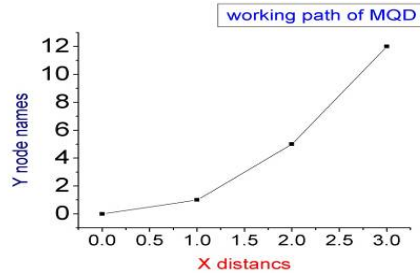


Fig: 3(a) Working path of MQD

5.2 Straddle Link Failure in Single p-Cycle

Figure [3(b)] show the comparison of Platinum data (Higher priority) to different approach. The source and destination node are same but route different in both approaches. Our approach performs better than original approach. According our higher priority data packet is go through smallest distances to destination.

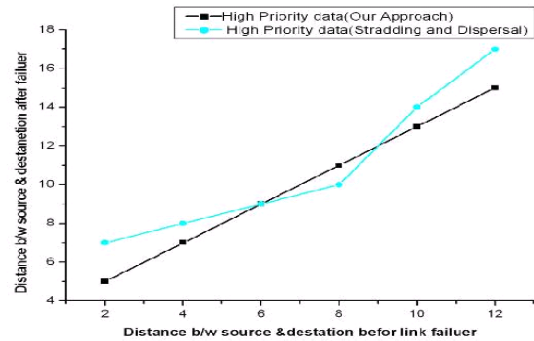


Fig: 3(b) Higher Priority data Survivable Using single p-cycle

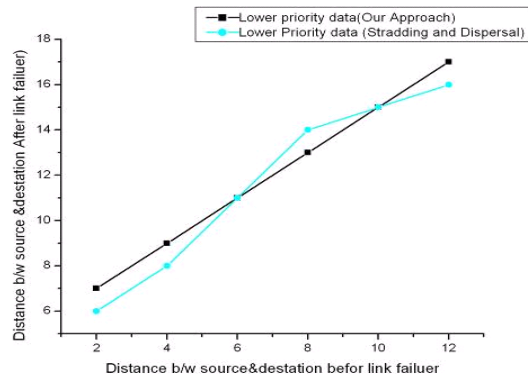


Fig: 3(c) Lower Priority data Survivable

6. CONCLUSION

We introduce a method to provide dual failures survivability using Single p-cycle. A p-cycle is set up for each link. When Link is failure, the system will on-line select the best route of p-cycles to react. In single failures or dual failure, data does not divert randomly in routes of p-cycle.

Data packets are switch based on priority criteria it means that the higher priority packets go through shortest distance route of p-cycle and lowest priority packets go through longest distance route of p-cycle.

REFERENCES

- [1] J. C. McDonald, "Public Network Integrity-Avoiding a Crisis in Trust", IEEE Journal on Selected Areas in Communications, Vol. 12, No. 1, January 1994, pp. 5-12.
- [2] W.D.Grover, "Chapter 11 of Telecommunications Network management into the 21st Century", IEEE Press, 1994, pp. 337-4 13, edited by S. Aidarous and T. Plevyak.
- [3] [AN95] ANSI, Synchronous Optical Network (SONET)– Automatic Protection Switching, ANSI T1.105.01-1995.
- [4] ANSI, Synchronous Optical Network (SONET) – Basic Description including Multiplex Structure, Rates and Formats, ANSI T1.105-1995, 1995.
- [5] W. D. Grover, D. Stamatelakis, Cycle-Oriented Distributed Preconfiguration: Ring-like Speed with Mesh-like Capacity for Self-planning Network Restoration", Proceedings of IEEE International Conference on Communications (ICC 1998), Atlanta, GA, 7-11 June 1998, pp. 537-543.
- [6] D. A. Schupke, "Reliability Models of WDM Self-Healing Rings", in Proceedings of the International Workshop on Design of Reliable Communication Networks (DRCN), (Munich, Germany), Apr. 2000.
- [7] W. D. Grover, and D Stamatelakis, "Bridging the ring-Mesh Dichotomy with p-Cycles", Proc. IEEE / VDE DRCN 2000, Munich, Germany, April 2000, pp. 92-104.
- [8] O. Gerstel, G. Sasaki, "Quality of Protection (QoP): A Quantitative Unifying Paradigm to Protection Service Grades," *OptiComm2001*, Aug. 2001, SPIE Vol 4599, pp. 12-23.
- [9] W. D. Grover, and M. Clouqueur, "Availability Analysis of Span-restorable Mesh Networks", IEEE JSAC Special Issue on Recent Advances in Fundamentals of Network Management, Vol. 20, No. 4, May 2002.
- [10] W.D.Grover, M.Clouqueur, "Span-Restorable Mesh Network Design to Support Multiple Quality of Protection (QoP) Service-Classes," *ICOCN'02*, Singapore, 2002.
- [11] A.Kodian, W.D.Grover,"Multiple-Quality of protection Classes Including Dual- Failure Survivable Services in p-Cycle Networks", Proc IEEE BROADNETS 2005.
- [12] D.A.Schupke,"Automatic Protection Switching for p-Cycles in WDM networks", optical Switching and Networking, Elsevier, April 2005.
- [13] John Doucette, Wei L, Ming Zuo," Failure –Specific p-Cycle Network Dual-failure Restorability Design: DRCN 2007.
- [14] Wei L, John Doucette, Ming Zuo." p-Cycle Network Design for Specified Minimum Dual-failure Restorability, ICC 2007.