

April 2012

Optimization of Grinding Parameters for Minimum Surface Roughness by Taguchi Parametric Optimization Technique

Deepak Pal

Student of M.E. (PIS), Mechanical Engineering, Maharana Pratap College of Technology, Gwalior, Madhya Pradesh, India., deepakpall@rediffmail.com

Ajay Bangar

Mechanical Engineering Department, Maharana Pratap College of Technology, Gwalior, Madhya Pradesh, India, abangar1000000@gmail.com

Ashish Yadav

Mechanical Engineering, Maharana Pratap College of Technology, Gwalior, Madhya Pradesh, India., ashishyadav451@gmail.com

Follow this and additional works at: <https://www.interscience.in/ijmie>



Part of the [Manufacturing Commons](#), [Operations Research](#), [Systems Engineering and Industrial Engineering Commons](#), and the [Risk Analysis Commons](#)

Recommended Citation

Pal, Deepak; Bangar, Ajay; and Yadav, Ashish (2012) "Optimization of Grinding Parameters for Minimum Surface Roughness by Taguchi Parametric Optimization Technique," *International Journal of Mechanical and Industrial Engineering*: Vol. 1 : Iss. 4 , Article 8.

DOI: 10.47893/IJMIE.2012.1051

Available at: <https://www.interscience.in/ijmie/vol1/iss4/8>

This Article is brought to you for free and open access by the Interscience Journals at Interscience Research Network. It has been accepted for inclusion in International Journal of Mechanical and Industrial Engineering by an authorized editor of Interscience Research Network. For more information, please contact sritampatnaik@gmail.com.

Optimization of Grinding Parameters for Minimum Surface Roughness by Taguchi Parametric Optimization Technique

Deepak Pal, Ajay Bangar, Rajan Sharma, Ashish Yadav

Student of M.E. (PIS), Mechanical Engineering, Maharana Pratap College of Technology,
Gwalior, Madhya Pradesh, India.

E-mail: deepakpall@rediffmail.com, abangar1000000@gmail.com, ashishyadav451@gmail.com

ABSTRACT

Cylindrical grinding is one of the important metal cutting processes used extensively in the finishing operations. Surface finish is the important output responses in the production with respect to quantity and quality respectively. The Experiments are conducted on universal tool and cutter grinding machine with L9 Orthogonal array with input machining variables as work speed, grinding wheel grades and hardness of material. The developed model can be used by the different manufacturing firms to select right combination of machining parameters to achieve an optimal surface roughness (Ra). The results reveals surface roughness (Ra). The predicted optimal values for Ra for Cylindrical grinding process is 1.07 Ra respectively. The results are further confirmed by conducting confirmation experiments.

Key words - Grinding, Taguchi, hardness Roughness, S/N ratio, Regression

1. Introduction

Cylindrical grinding is an essential process for final machining of components requiring smooth surfaces and precise tolerances. As compared with other machining processes, Grindings costly operation that should be utilized under optimal conditions. Although widely used in industry, grinding remains perhaps the least understood of all machining processes.

The present paper takes the following input processes parameters namely material hardness, work piece speed and grinding wheel grain's . The main objective of this paper is to show how our knowledge on grinding process can be utilized to predict the grinding behavior and achieve optimal operating processes parameters. The knowledge is mainly in the form of physical and empirical models which describe various aspects of grinding process. The main objective in any machining process is to minimize the surface roughness (Ra). In order to optimize these values taguchi method, is used.

2. Taguchi Method

Taguchi method is the process of engineering optimization in a three step approach namely system design, parameter design and tolerance design. In the system design, a basic functional prototype design will be produced by applying scientific and

engineering knowledge. In parameter design, independent process parameter values will be optimized and where as in tolerance design, tolerances will be determined and analysed for optimal values set by parameter design. Taguchi method is a powerful design of experiments (DOE) tool for optimization of engineering processes.



Figure 1 Steps of taguchi method

3. Experimental Setup and Cutting Conditions

3.1 Work piece material

The work piece material selected for investigation is EN 24, EN31 and Die steel. This steel can be hardened and tempered to provide a greater strength

and wear resistance in comparison of low carbon is round bar with 30 mm diameter and 75 mm length.

3.2 Machining Process

The cutting tests were performed on universal tool and cutter grinding machine and Aluminum oxide white grinding wheel. The experiments were conducted as per the orthogonal array and roughness for various combinations of parameters was measured using Deviate DH 5 tester.

3.3 Plan of Experiment

The experiment was planned using Taguchi’s orthogonal array in the design of experiments, which help in reducing the number of experiments. The L₉ orthogonal array.

Table3.1 parameters and their levels for experiment

Level	Material hardness (HRC) H	Workpiece speed (r.p.m) W	Grinding wheel (grains) G
1	50	100	G46
2	55	160	G60
3	60	200	G80

Table 3.2 L₉ orthogonal array

Experiment	P1	P2	P3
1	1	1	1
2	1	2	2
3	1	3	3
4	2	1	3
5	2	2	1
6	2	3	2
7	3	1	2
8	3	2	3
9	3	3	1

3.4 Experimental Details

A set of experiments were conducted on tool and cutter grinding machine on different alloy steel of different hardness material to determine effect of parameters namely), Work speed (rpm), material hardness and grinding wheel on surface roughness Ra(µm). Three levels and three factors L₉ Orthogonal array used to design the orthogonal array by using design of experiments (DOE) .Grinding wheel used

steels. The work piece used for experiment for the present work is the aluminum oxide abrasive with verified bond with constant speed of 2850 RPM. The jobs have undergone turning and hardening processes before grinding. Hardening is done for better output response and the HRC is maintained.

Table3.3 consolidated design of experiment table

Experiment	Combination of input factors	Output Response (Roughness)
1	H ₁ W ₁ G ₁	2.20
2	H ₁ W ₂ G ₂	1.65
3	H ₁ W ₃ G ₃	1.10
4	H ₂ W ₁ G ₃	1.59
5	H ₂ W ₂ G ₁	1.90
6	H ₂ W ₃ G ₂	1.07
7	H ₃ W ₁ G ₂	1.31
8	H ₃ W ₂ G ₃	1.46
9	H ₃ W ₃ G ₁	2.11

Lower is better $S/N = -10 \log [1/n (\sum y_i^2)]$ ---- “Eq. (1)”

Table 3.4 S/N ratio summary sheet

Experiment No.	S/N ratio
1	-6.85
2	-4.35
3	-0.83
4	-4.03
5	-5.58
6	-0.59
7	-2.35
8	-3.29
9	-6.49

Average of S/N Ratio = -3.82 dB

Average S/N ratio for each parameter at three level

Table 3.5 S/N ratio table for surface roughness

		Low	Medium	High
H	Material Hardness (sH)	-4.01	-3.4	-4.04
W	Workpiece speed (sW)	-4.41	-4.41	-2.64
G	Grinding wheel (sG)	-6.31	-2.43	-2.72

Average Roughness for each parameter at three levels

Tabl 3.6 mean response table for surface roughness

S. No	Parameter	Surface roughness		
		Low	Medium	High
H	Material Hardness (HRC)	1.65	1.52	1.63
W	Workpiece speed (RPM)	1.70	1.67	1.43
G	Grinding wheel (G)	2.07	1.34	1.38

The optimum level for a factor is the level that gives the highest value of parameter in each level in the experimental region denoted by bold letter. The estimated main effects can be used for this purpose.

4. Main Effects

Main effects plots for the experiments have been given below.

4.1 Response Graphs for Means

- Level II for Hardness, $H_2 = 1.52$ Ra indicated as the optimum situation in terms of Surface Roughness values.
- Level III for Cutting Speed, $W_3 = 1.43$ Ra indicated as the optimum situation in terms of Surface Roughness values.
- Level II for Grain's, $G_2 = 1.34$ Ra indicated as the optimum situation in terms of Surface Roughness values

S. No	Parameter	S/N ratio value for Surface roughness
-------	-----------	---------------------------------------

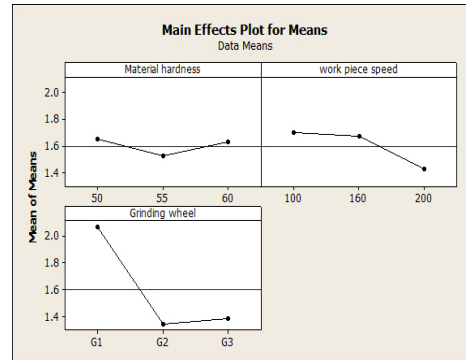


Fig 4.1. Effect of process parameter on Roughness

4.2 Response Graphs for S/N values for Surface Roughness

(a) Level II for Hardness, $sH_2 = -3.4$ dB indicated as the optimum situation in terms of S/N values.

(b) Level III for work piece speed, $sW_3 = -2.64$ dB indicated as the optimum situation in terms of S/N values.

(c) Level II for Grain's, $sC_2 = -2.43$ dB indicated as the optimum situation in terms of S/N values.

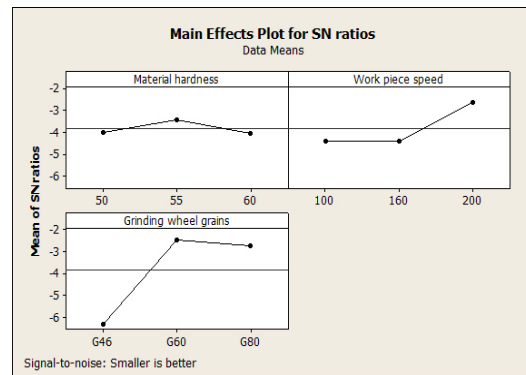


Fig4.2 Main effect for S/N ratio .

5.1 Results

From main effects plotted, it is observed that there is decreases surface roughness as material hardness increased. The roughness decreases when speed is changed from 100 to 160 rpm and again decreases when speed changed to 200 rpm, similarly when grinding wheel grain's change from G46 to G60

surface roughness decreases, but as again change to G80 roughness increase considerably.

(H2), Larger Workpiece speed (W3) and Medium Grain's (G2) , then the Surface Roughness is minimum obtained

Table 5.1 conformation of experiment

Surface Roughness (Ra)	S/N ratio (dB)
1.07	-0.59

5.3 Mathematical regression Modelling

For the combination of parameters, roughness value is tabulated. Empirical formula has fined out by using regression modeling.

Modelling of parameters

To generalize the results, the Modeling of input parameters (Hardness, work piece speed, grain's) and output parameter (Roughness) is done using REGRESSION MODELLING and MATLAB Software R2011b.

$$Ra = 105.90 (\text{Hardness})^{0.0078} * (\text{Work piece Speed})^{0.2492} * (\text{Grinding wheel})^{-0.7340}$$

5.4 Comparison of Result

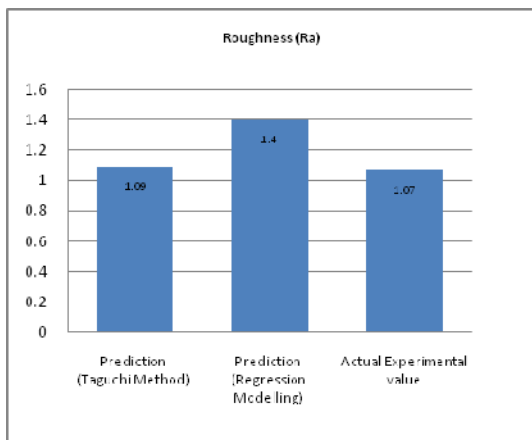


Fig 5.1 comparison of results

5.2 Conformation of Experiment

To validate the optimum grinding conditions (H2, W3, G2) the combination of Medium Hardness

Acknowledgement

We gratefully acknowledge the inspiration provided by Dr. V. M. Sahai, (Principal), Professor G.S.Tomar (Advisor), Professor Sanjay Goyal, and Professor A.K. Saxena, Professor Ashish Sastri, Professor S.G. Mishra of M.P.C.T. Gwalior to complete this research. At last but not least we are very thankful to God who has blessed us to accomplish this work.

References

- 1.E.Brinksmeimer, H.K.Tonshoff , C.Czenkusch and C.Heinzel(1998) "Modelling and Optimization of grinding process". *Journal of Intelligent Mnuufacturing* pp303-314.
- 2.A.J. Shih, M.B. Grant, and T.M. Yonushonis (1998)"Vitreous bond CBN wheel for high speed grinding of zirconia and M2 Tool steel". *Transaction of NAMRI/SME* vol 26.
- 3.Davim J.P. 2001. "A note on the determination of optimal cutting conditions for surface roughness obtained in turning using design of experiments." *Journal of material processing technology.* Vol 116, pp 305-308.
- 4.M.kiyak ,O.Cakir ,E.Altan(2003) "A Study on Surface Roughness in External Cylindrical grinding" *Achievements in mechanical & Material engineering AMME.* Pp 459-462.
- 5.L'ubica ELEKOVA , Zdenko LIPA ,(2009) "Comparison of conventional and structured abrasive" *Research Papers faculty material science and technology in Tranava.*pp 21-27.
- 6.Sijo M.T and Biju N, 2010, "Taguchi method for optimization of cutting parameters in Turning Operations" *AMAE.2010.01.536* pp-103-105.
- 7.M.Janardhan and Dr. A. Gopala Krishna (2011)"Determination and optimization of cylindrical grinding process parameters using Taguchi method and Regression Analysis" *International Journal of Engineering Science and Technology.*ISSN : 0975-5462
- 8.Samuel Karanja Kabini, Dr.Barnard Wamuti Ikua, Dr.George Nyakoe (2011)"Dynamic Modelling of Chatter Vibration in cylindrical Plunge Grinding Process" *Innovative systems design and Engineering.* ISSN:2222-1727
- 9.K. Venkatesh, M.S. Bobji, and S.K. Biswas (1999)"Power spectra of roughness caused by grinding of metals" *Journals of Material Research* vol.14 pp 319-322.
- 10G.Akhyar ,C.H. Haron , J.A. Ghani(2008) "Application of Taguchi method in Optimization of Turning parameter for surface

roughness" *International Journal of Science engineering and Technology* ISSN 1985-3785 pp60-66.

11. Resit Unal Edwin B. Dean (1991) "Taguchi approach to design optimization for quality and cost". *Annual Conference of the International Society of Parametric Analysts*. Pp -1-10

12. Yang W.H. and Y.S. Tarang 1998. "Design optimization of cutting parameters for turning operations based on Taguchi method." *Journal of material processing technology*. Volume 84, pp 122-129

